

JAN
2021



INK-PAPER-PRESS

NEWCASTLE PRINTMAKERS

NEWSLETTER

Chair's Message

I was going to open this newsletter with zero mention of 2##%.... and pretend like it didn't exist. However, it did exist and despite all its low points, I believe it was a turning point for the better for our print workshop. It highlighted our resilience, our determination to continue to deliver high-quality workshops and exhibitions, and our ability to use our creativity to adapt to a strange new world.

This year we have so many exciting events planned. From exhibitions to festivals, and collaborations to community-focused projects. These events and activities aim to celebrate the art of printmaking in Newcastle and the invaluable role that our members have played in continuing to raise the caliber and reputation of NPW. I encourage you all to get involved and make 2021, your year of connections, both old and new.

Thank you all for being members and continuing to support us in 2021. Now sit back and enjoy all that we have planned!

Chris

Exhibition News

Hello to you all. What an exciting line up of exhibitions we have in 2021, do join in and help make these events a great success!

SPOTLIGHT SERIES

We now have 2 Spotlight series, the aim of both is to get prints up on the walls of NPW all year round, while sharing our work. It's always inspiring to see what our members have created.

Spotlight on Members

Our first Spotlight on Members has been hung, and it's very exciting to see member's work on the walls. Thanks to Catherine, David, Helen and Louis.

Spotlight on Mediums

Our first Spotlight on Mediums has been initiated by Robyn Cully. Thanks Robyn, great idea!

Spotlight on Lino: February 28 until March 21

Please let Robyn know if you have any work you would like included.

Contact: robynculley@gmail.com

Spotlight on Etching: October 24 until November 14

Chris Clifton will coordinate this. Please contact Chris if you have some examples of your etching that you would like to be included in this display.

Contact: printmaker.chris@gmail.com

COME TOGETHER

The collaboration exercise for 2021. 3 members produce 1 print using a long print paper that can be used many ways (make a book, create something 3D, cut it into 3 prints or 1 print overlaid 3 times are just some ideas). An edition of 4 is recommended.

Contact Sally to join or write your name on the list at the workshop.

Closing Date for joining: February 28.

All our exhibitions for the year with their details are listed on the website. Do join in.

Happy printing,
Sally
pickersally@gmail.com

WHAT'S ON



Which group are you in for Spotlight on Members?

See over the page for the list of names and dates. This is also at the workshop. If you haven't received your invitation it is coming. Please watch your emails and then contact the coordinator of your group to confirm your participation. If the dates don't suit you please let me know.

Other events:

- Night Printers Social Club
– FREE Print Excursion
- New Print 21 Festival



SPOTLIGHT ON MEMBERS/MEDIUMS



Group 1

Jan 26 – Feb 14

Catherine Tempest*
David Doyle
Helen Fenner
Lisa Gatto
Geoff Lindsay
Louis Thorn

Spotlight on Lino

Feb 28 – Mar 21

Robyn Cully
Jim Woodbury
Stella Kerr
Vicki McNamara
Jane Collins
Jenny Kelly
Majan van Oostrum
Helen Fenner

Group 3

Mar 21 – Apr 11

Stephanie Berick
Carol Archer
Kate Burton
Graeme Choat
Annette Edwards
Kira Martin
Joyce Clulow

Group 4

Apr 11 – May 2

Amanda Donahue*
Megan Lewis
Judy Henry
Lois Herman
Stella Kerr
Kathy Docker
Faye Collier

Group 5

May 2 – May 23

Jane Jane Collins*
Jenny Kelly*
Hannah Longbottom
Jo Lynch
Terence Mahony
Sharon Makin
Angela Cowan

Group 6

Jun 20 – Jul 11

Ileana Clarke*
Bev McKinnon-Mathews
Vicki McNamara
Shirley Mort
Melissa Murray
Gianna Fallavollita
Debbie Rogers

Group 7

Jul 11 – Aug 1

Jacqueline Jones*
Carolyn Newman
Aurelia Nowak
Marilyn O'Brien
Kirri Pavlou
Jacqueline Peterson
Marie T Wisniewski

Group 8

Aug 1 – Aug 15 (Approx)

Michelle Hallinan*
Rebecca Peckney
Ardel Prout
Penny Wilson
Rob Russell
Michelle Strazarri
Emma Wilk

Group 9

Sep 12 – Oct 3

Kerri Smith*
Kerry Kegan
Marjan van Oostrum
Joanna Waller
Patricia Wilson Adams
Mark Barnes

Group 10

Oct 3 – Oct 24

Amanda Watts*
Therese Wilkins
Jim Williams
Robin Hundt
Lynn Birchill
Helene Leane
Jeanne Harrison

Spotlight on Etching Oct 24 – Nov 14

Chris Clifton*

*Coordinators



New Print 21: Celebrating Printmaking in Newcastle

19th - 21st February 2021

© Newcastle Printmakers Workshop
27 Popran Road, Adamstown



New Print 21 Printmaking Festival

In conjunction with the City of Newcastle's *New Annual* Arts Festival (12-21 February 2021), Newcastle Printmakers will be holding our inaugural printmaking festival at the workshop on 19th-21st February 2021. It will be an opportunity for novice, amateur and professional printmakers to learn, connect, and explore the world of printmaking through an exhibition, live demonstrations, artist talks, and contributing to a large-scale collaborative print.

On Friday night, join us from 5pm as we open our festival with an exhibition, live music, conversation and drinks. The weekend will then see us hold print demonstrations which showcase an exciting mix of low-fi and traditional print techniques; host local and state-wide artists as they talk about their practice; and finally, an opportunity to contribute to our huge collaborative print to be printed on the final day of the festival. Stay tuned to our socials to find out more as we get closer to this exciting event.



Confirmed Speakers

Patricia Wilson Adams, Jo Lankester, Pia Larsen, Anne-Maree Hunter, Annika Romeyn, and Michael Bell

(TBC – Michael Kempson & Reg Mombasa (via video))



New Print 21:
Celebrating Printmaking in Newcastle
19th - 21st February 2021
@Newcastle Printmakers Workshop

festival Program

Friday 19th February – 5pm till 9pm

Opening of exhibition and festival
Live music (5:30pm onwards)
Contributions to a collaborative print

Saturday 20th February

Print Demonstrations/Experiences

9:10am – 9:30am – *Sugar and Soap* - Chris Clifton
9:40am – 10:00am – *Screenprinting* - Catherine Tempest/Sally Picker
10:10am – 10:30am – *Printing with the sun* - Gina McDonald
10:50am – 11:10am – *Drypoint* - Jane Collins
11:20am – 11:40am – *Engraving with Patricia Wilson-Adams*
11:50am – 12:10pm – *Collagraph* - Vale Vincent

Printing @Home Table - a display of materials you can use to print at home

Artist Talks

1:00pm – 1:30pm – *Patricia Wilson Adams*
1:40pm – 2:00pm – *Jo Lankester (Pre-recorded from Townsville, Nth QLD)*
2:10pm – 2:40pm – *Pia Larsen*
2:50pm – 3:20pm – *Michael Kempson (TBC)*

3:40pm – 4:10pm – *Anne-Maree Hunter*
4:20pm – 4:50pm – *Annika Romeyn*
5:00pm – 5:30pm – *Michael Bell*
5:40pm – 6:10pm – *Reg Mombassa (TBC)*

Sunday 21st February

11am – 2pm – Collaborative Printing





JOIN US IN MAKING TWO LARGE COLLABORATIVE “NEWCASTLE” PRINTS

During the festival we will be working on two large collaborative prints to be printed on Sunday 21st February (last day of the festival)



Etching Collaboration

Chris Clifton & Michelle Hallinan will be leading a large zinc plate etching collaboration; participants will be able to contribute to a large line-bite etching of a Newcastle themed landscape. People will be able to add to this plate throughout the whole festival and then it will be etched and printed on the Sunday of the festival.

Screenprint Collaboration

Catherine Tempest will be leading a large-scale screen-print of a Newcastle themed landscape. It will be made using paper stencils, and around 3 colours – to be printed on the Sunday of the festival.

A paper stencil prep day will be held at the workshop the weekend before the festival (Sunday 14th February)! Members who would like to get involved should contact Catherine (cath.t.tempest@gmail.com) and bring a sharp scalpel!

FEB
6



NIGHT PRINTERS SOCIAL CLUB

FREE MEMBER'S PRINT EXCURSION

**REDHEAD BEACH
FEB 6th 9am to 2pm**

Image credit: William Kentridge & Kim Van Someren.

Long overdue, but here is the first social gathering of the Night Printers Social Club for 2021. Covid put a stop to this fledgling social club last year, but not this time! **Members of NPW are invited to join us on Saturday 6th February 9am to 2pm at the Shark Tower on REDHEAD BEACH for a free guided 'en plein air' experience.**

Chris Clifton will provide guidance on the use of sugar lift on etching plates to create graphic depictions of the landscape. All you need to bring is a degreased aluminium plate, paint brushes, your drawing skills, the usual clothing for a day outdoors, and some food and drink. I will provide all other materials. We will be able to etch our plates but not print them. This can be done at the workshop in your own time. Members are able to bring a non-member if they wish as a guest, but they will need to become a member if they wish to print at the workshop.

ALTERNATIVELY: bring your own printmaking plate to do drypoint, linocut, woodcut, or even a non-print medium that could be turned into a Screenprinting stencil or solar plate...the possibilities are endless.

For more information or to sign up contact Chris via email: printmaker.chris@gmail.com



**Register by
email by:**

**Wednesday
3rd Feb**

THE COLLAGRAPH - CUT, PEEL, PASTE,
PAINT WITH TUTOR VALE VINCENT



WEDNESDAY'S
10AM-1PM
3 FEB -3 MARCH

5 Week Course

THE DIVERSITY OF DRYPOINT
4 WEEK COURSE



THURSDAY MORNINGS
FROM 10AM-1PM

Starts 4th March

Tutor Gina McDonald

SCREENPRINTING

5 Week Course

March 10, 17, 24, 31 and April 7 2021

Time: 1pm - 4.30pm



Wednesday
Afternoons
1.00-4.30pm

Tutor Catherine Tempest

COPPER ETCHING & AQUATINT
4 WEEK COURSE



THURSDAY'S 1-5PM
4-25 FEB 2021

TUTOR @CHRIS_CLIFTON_PRINTMAKER

ZINC PLATE ETCHING



FIVE WEEK COURSE
THURSDAY MORNINGS
8.30-11.00AM
14 JAN - 11 FEB

With tutor
Amanda Donohue

Upcoming
Weekday
Workshops

SOLAR PLATE ETCHING & VISCOSITY COLOUR
PRINTING WITH SERAPHINA MARTIN



WEEKEND WORKSHOP
27-29 FEB 2021

ETCHING BASICS WITH ZINC
PLATE & COPPER SULPHATE



TUTOR AMANDA DONOHUE

Sunday 14 March
10am-4pm

SUGAR & SOAP COPPER PLATE ETCHING
2 DAY WORKSHOP



27-28 MARCH

&

TUTOR
CHRIS CLIFTON


IMAGE MAKING COMBINING PRINT,
DRAWING & COLLAGE 2 DAY WORKSHOP



WITH PIA
LARSEN

10-11
APRIL

COLOUR IN ETCHING
WEEKEND WORKSHOP



Tutor Patricia
Wilson-Adams

1-2 MAY 9.30AM-4PM

Upcoming
Weekend
Workshops

CALL FOR HELPERS!

STENCIL STRIPPING: Members have started stripping stencils off a load of second hand screens which just came in to the workshop. Thanks Helen, David, Ileana, Gina, Kerri, Marjan, Sally, Louis and Rebecca for doing this time consuming job, where you end up pretty soaked and have to put up with the horrid noise of the cleaner. If that sounds like you then send Catherine an email cath.t.tempest@gmail.com and she can let you in on the fun. You'll need safety goggles, ear muffs and gloves. There are packets of disposable ear plugs at the workshop.

PRINT FESTIVAL:


Thank you so much to Gina McDonald, Carol Archer, Amanda Watts, Michelle Hallinan, Jane Collins, Lisa Gatto, Kate Burton who have helped me organise the festival so far! And of course all the speakers and demonstrators who have volunteered their time! Amanda Donohue, Kathy Docker, Rebecca Pockney, Sally Picker and Catherine Tempest have also offered to help. We still need a few more volunteers. If you are keen to help out on the weekend of 19th-21st February then email me on printmaker.chris@gmail.com

NEW WORKSHOP EQUIPMENT:

The Uni will be delivering to us (date TBC): a metal guillotine, an electric hot plate, large litho stones, a hydraulic lift trolley for the new litho stones, and a large standing height litho storage bench (that can also be used as a work bench). We will need some strong helpers to help lift these into the workshop. If you are strong and fit....please let Chris know by email: printmaker.chris@gmail.com

DO YOU HAVE A PROJECTOR WE COULD BORROW?

Do you have, or know anyone who would be able to lend us a projector for our print festival in February? We have a few speakers who are presenting via a pre-recorded video. A large screen would be a great way of showing these videos and member's work throughout the festival.



Do you have any skills that you feel you could offer to NPW?

We are always in need of more volunteers on projects/events

PLEASE CONSIDER HELPING IN ANYWAY YOU CAN!

SHOP TALK!

STORAGE: A dedicated, easily accessible storage space has been approved to encourage more use of screens. Smaller screens can hang in the dark room but for the bigger ones a simple stand will go above the filing cabinets in the kitchen.

New Equipment:

The University of Newcastle has very kindly donated some new equipment and supplies to NPW! We have successfully acquired the following items: **rollers, lithography supplies (including lots of valuable stones), silk screens & squeegees, hot plate, workbench, canite boards, zinc sheets, rosin, telephone books, METAL GUILLOTINE, hydraulic trolley for lifting stones, large metal sink for wet area, and much more....**

SCREEN RESERVATIONS: A reservation system has been suggested to improve the use of screens at the workshop. This will be a book to write your name and the number of the screen you want to use (the numbers are on the frames). The screen you have reserved can then be left in the darkroom after coating and in the screen storage area after exposing. **These screens can be reserved for 2 weeks at a time and must stay at the workshop.** Remember to tick the box in the reservation book when you have cleaned the screen and are done with it - Easy!

WORKSHOP LAYOUT:

Members will shortly be given the opportunity to be part of a working group to discuss potential options for the workshop layout...await an email to find out more!

CLEANING THE WORKSHOP:

We now have a vacuum cleaner at the workshop. Please use it (or a mop) if you make a mess!


We now have a Covid QR code –to be used when entering the workshop, as well as the sign in book. Any questions? Please contact Amanda Watts



THANK YOU!

Big thank you to Paul O'Brien for fixing the step into the wet room. It is no longer a major trip hazard! Next up is the base of the litho press.

NPW ADAPTIVE IMPACT PLAN 2021+



A big thank you to all who commented on the consultation draft of this adaptive impact plan for the workshop. We now have a solid document that will help guide us for the future. It will be invaluable (and essential) for grant applications. It will also ensure we can remain true to our core values and vision.

Please find the full document in your emails. A hard copy will also be left at the workshop for you to read.

Adaptive Impact Planning & Grant Writing Timeline

- Create NSW - Annual Organisation Funding (up to \$139,999) – Round 2 Closes – 1st March 2021
- Australia Council for the Arts - Arts Projects – Organisations (between \$20k and \$100k) – Closes 2nd March 2021

Develop a timeline for major project	Sunday 24 th Jan		
Being the writing of grant application/confirm legal and financial aspects of the grant	Sunday 31 st Jan	C, MH, PWA, JJ	
Draft application complete	Sunday 7 th Feb	C, MH, PWA, JJ	
Review and adjust application; gather all required documents on checklist	Sunday 14 th Feb Sunday 21 st Feb	C, MH, PWA, JJ	Submit to committee for review and approval
Final review and completion of application documents; troubleshoot any issues	Sunday 28 th Feb	C, MH, PWA, JJ	
Grants application due 1 st & 2 nd March			



We are currently in the planning stages of a community focused major project for NPW to run over a few years! More details to follow. But here is a teaser of what to expect:

Exhibitions (a major regional and local commercial galleries)

Workshops (travelling across the Hunter and at NPW)

Symposium

A catalogue/book

Community arts focus (NPW, schools, business, industry)

FRIENDLY REMINDERS!

Cleaning up

- Clean all surfaces after use using the disinfectant and paper towels provided at the front counter. Also disinfectant sprays are available for spraying surfaces.
- TAKE YOUR RUBBISH WITH YOU!!!! Please bring your own rubbish bag but if you forget there, are some bags behind the kitchen counter.**
- Clean all equipment, rollers, screens, plates etc after use. Do not leave rollers too oily.
- Use vegetable oil or baby oil for cleaning up plates, tools and surfaces.
- Use surface spray cleaner for cleaning glass surfaces. Do not leave oily residue on glass.
- Wash out acids baths in Wet Area 1
- Remove as much ink from table surfaces as possible with a spatula. Finish cleaning with vegetable oil and spray cleaner then clean cloth.
- Sweep floors if you leave a mess.
- Allow about 20 minutes for cleaning up at the end of your session.
- LEAVE THE WORKSHOP TIDY BEFORE LEAVING FOR RE-USE BY OTHER MEMBERS. IT IS THE RESPONSIBILITY OF ALL MEMBERS USING THE FACILITIES TO KEEP THE WORKSHOP TIDY. PLEASE RESPECT THE SPACE.



Covid 19 Safety Procedures

Those using the workshop must abide by the following requirements to follow Government medical directives to prevent the spread of Covid-19 and keep all our members safe:

- Remember if you are unwell do not attend the workshop. Go home and see your doctor and get tested for Covid 19.
- Please abide by the Covid 19 signage at the workshop.
- Sanitise your hands when you enter the workshop. Sanitiser is available at various work station points throughout the facility.
- No more than 8 people to be allowed in the workshop at once.
- Open access Tuesdays is restricted to 8 people only.
- Abide by the number limits in smaller areas such as the darkroom, kitchen and wet area
- Only one person per press at a time. If there are already members printing when you arrive work out when you may be able to use the workshop when they have finished.
- Maintain social distancing of 1.5 metres or 4 square metres. Crosses have been placed on the floor as a guide.
- To follow all of the Government medical directives to prevent the spread of Covid-19, every member entering the workshop is required to sanitise their hands (provided for you at the entrance) and at numerous stations around the workshop.
- When signing in please leave your contact details for contact tracing.
- After using equipment please wipe down all surfaces you have touched with disinfectant products provided.
- Wash hands thoroughly and regularly with soap. Soap dispensers have been provided. Use paper towels provided to dry your hands located in the bathroom and kitchen. Place used paper towels in the bins provided.
- Please bring in your own PPE as required by your practice, eg. safety glasses, masks, gloves and ear muffs. These have been removed for safety reasons.
- Please bring your own food.
- When leaving please sign out and using wipes provided wipe down pen, door handles switches and lock.
- Members meetings – limited numbers allowed to attend. Members will be notified by the secretary when these meetings will occur and those wanting to attend will need to express their interest in coming. Zoom meetings may also be organised from time to time.
- If problems arise please email the secretary and we can look at alternate arrangements.

Help us

stop the spread



Clean your hands thoroughly for at least 20 seconds with soap and water, or an alcohol-based hand rub.



Cover your nose and mouth when coughing and sneezing with tissue or a flexed elbow. Put the tissues in the bin.



Avoid close contact with anyone with cold or flu-like symptoms.




Stay home if you are sick.

SIMPLE STEPS TO HELP STOP THE SPREAD.


Cough or sneeze into your arm



Use a tissue



Bin the tissue



Wash your hands



HELP STOP THE SPREAD AND STAY HEALTHY

TOGETHER WE CAN HELP STOP THE SPREAD AND STAY HEALTHY.

For more information about **Coronavirus (COVID-19)** visit **health.gov.au**



Australian Government